

PROSTAR MPPT™ SOLAR CHARGE CONTROLLER

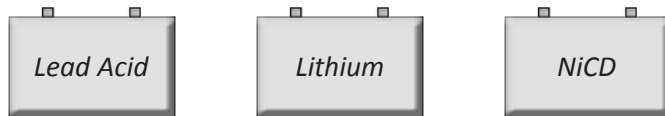
WITH MAXIMUM POWER POINT TRACKING

The Prostar MPPT™ solar charge controller with TrakStar Technology™ is an advanced maximum power point tracking (MPPT) battery charger for off-grid photovoltaic (PV) systems up to 1100 watts.

This controller allows multiple modules in series for 12V and 24V battery systems. Detailed battery programming options allow for advanced battery support for the latest Lithium, Nickel Cadmium, and Lead Acid battery types.



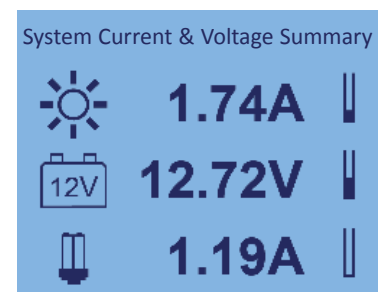
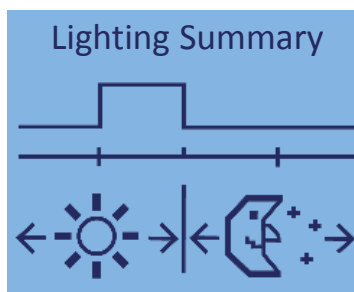
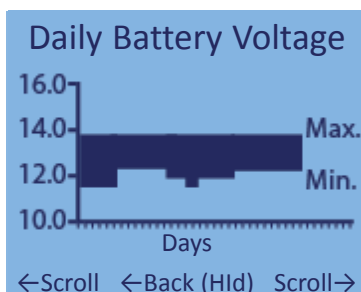
25 or 40 amp versions at up to 120 Voc shown with optional Meter



Note: some battery types require a compatible battery management system.

KEY FEATURES AND BENEFITS

- **High Reliability** – conformally coated circuit board and corrosion resistant terminals.
- **Automatic PV Based Lighting Control** – field adjustable, multi-event load control enables powerful options for PV lighting systems.
- **Maximizes Energy Harvest** – using TrakStar MPPT Technology to determine and adjust to the true maximum power point as solar insolation changes throughout the day.
- **MODBUS Communications** – Solar Industry Standard MODBUS communications protocol allows for easy programming, control, remote data access and charge synchronization.
- **High Efficiency** – at low, medium, and high power levels.
- **High Strength** – polycarbonate case and extruded aluminum heatsink.
- **Data Logging** – up to 256 days of detailed power and load data.
- **Self Diagnostics** – continuous monitoring and reporting of any errors through its status LED's, optional display or communication port.
- **Low Noise Design** – meets US Federal Communications Commission Class B specifications.
- **Meter** – allows adjustments to charging, lighting, and load control settings without a computer.



TECHNICAL SPECIFICATIONS

Electrical	Version	
	PS-MPPT-25, PS-MPPT-25M	PS-MPPT-40, PS-MPPT-40M
Max. Battery Current	25 Amps	40 Amps
Load Current Rating	25 Amps	30 Amps
Max. PV Open Circuit Voltage (Voc)	120 Volts (without damage to unit)	
Nominal Battery Voltage	12V or 24V	
Nominal Max. Operating Power*		
12 volt battery	350W @45C	550W @45C
24 volt battery	700W @60C	1100W @60C
Peak Efficiency	98%	
Battery Voltage Range	10-35V	
Voltage Accuracy	<= 0.1% +/- 50mV	
Self-Consumption	normal: 0.6W; maximum: 1W	
LED Indications	(1) status, (3) Battery S.O.C.	
Transient Surge Protection	solar, battery, load	

Environmental	
Operating Temperature Range	-40 C to +60 C
Meter Operating Temperature Range	-20 C to +60 C
Storage Temperature	-40 C to +80 C
Humidity	100% non-condensing
Tropicalization	Conformal coating, marine-rated terminals



Shown with optional Meter and Wire Box

Load & Lighting Control

- Low Voltage Disconnect, Low Voltage Reconnect Settings: 11.4V/12.6V or custom (x2 for 24 volt systems)
- Lighting Settings: Dusk-down or custom

Mechanical

- Dimensions
 - Standard: 20 x 17 x 7 cm / 7.9 x 6.7 x 2.8 in
 - w/ Wire Box: 20 x 28.5 x 9.2 cm / 7.9 x 11.2 x 3.6 in
- Weight
 - Standard: 1.4 kg / 3.1 lbs
 - w/ Wire Box: 1.8 kg / 4.0 lbs
- Wire Size Range
 - Power terminals: 2.5 - 35 mm² / 14 - 2 AWG**
- Battery/Temp. sense: 0.25 - 1.0 mm² / 24 - 16 AWG
- Knockouts (wiring box option): M20, 1/2", 1" (trade sizes)
- Enclosure: IP20, Type 1

Electronic Protections

- Automatic recovery without fuses
- Solar Input: overload, short-circuit, high voltage warning, reverse polarity, high temperature, nighttime reverse current
- Load Output: overload, short-circuit, high temperature, reverse polarity
- Battery: reverse polarity (no battery removal)

Battery Charging

- 4-stage charging: Bulk, Absorption, Float, Equalize
- 7 standard battery settings and customization
- Temperature Compensation
 - Coefficient: -5 mV / C /cell (25 C / 77 F ref.)
 - Range: -30 C to +60 C / -22 F to +140 F
 - Setpoints: Absorption, Float, Equalize

Data & Communications

- Communication Port: MeterBus
- Protocols: Morningstar MeterBus, MODBUS
- Datalogging: 256 days, daily records
- PC Software: MSView

Accessories

- Ground Fault Protection Device (GFPD-150)
- Remote Temperature Sensor (RTS)
- Remote Meter (RM-1)
- Wire Box (PS-MPPT-WB)
- PC MeterBus Adapter (MSC)
- USB Communications Adapter (UMC-1)
- Meter Hub (HUB-1)
- Relay Driver (RD-1)
- Ethernet MeterBus Converter (EMC-1)

Certifications

- CE; RoHS; TUV Listed (UL1741); cETL (CSA-C22.2 No. 107.1)
- TUV (IEC 62109-1); FCC Part-15 Class B compliant
- Manufactured in a certified ISO 9001 facility

*Input power can exceed Nominal Operating Power. Controller will limit and provide its rated continuous maximum output current into batteries.

**Standard wire cover accepts up to #6 AWG wire size.

WARRANTY: Five year warranty period. Contact Morningstar or your authorized distributor for complete terms.

Revision: 4/2017.EN
Control no. MS-001724
Copyright 2017
www.morningstarcorp.com